

# CAT5E INLINE COUPLER

## OUTDOOR RATED - WATERPROOF

Cat5eCableGuy.Com

**SKU: 040-380/C5/OWP**

### DESCRIPTION

**CAT5E RJ45 Outdoor Waterproof - Shielded Coupler.**

### FEATURES

- Shielded RJ45 female to female coupler
- IP68 Rated - water and dust protection
- For harsh industrial or outdoor environments
- RoHS Compliant

#### ELECTRICAL:

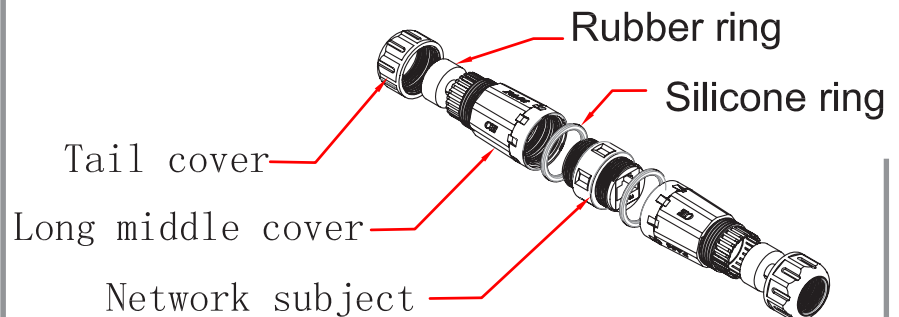
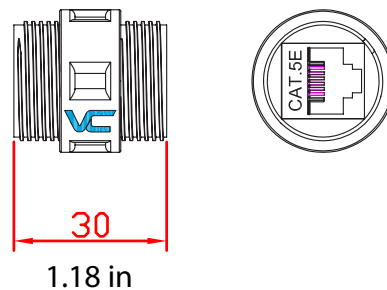
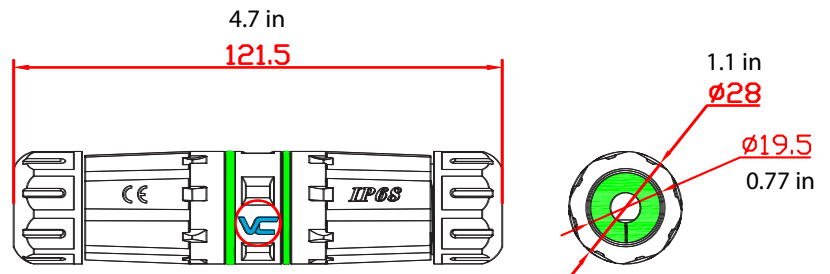
Voltage Rating: 125 VAC RMS  
Current Rating: 1.5AMP  
Contact Resistance: 100 mil-liOHMS max  
Insulation Resistance: 1000 megOHMS min @500 VDC  
Dielectric Strength: 750 VAC RMS 60Hz, 1min

#### MECHANICAL:

Housing Material: PA66  
Insert material: Flame Retardancy PBT  
PCB Material: FR-4 T=1.6mm  
RJ45 Jack Contact: Phosphor Bronze with nickel pating gold plated (3U/6U/15U/30U/50U)  
RJ45 Jack Life: 750 times min

#### ENVIRONMENTAL:

Storage: -40°C to +85°C  
Operation: 0°C to 70°C



Cat5eCableGuy.Com  
Where Quality Cable is on Sale!



Rev. 12/2020

Subject to change without notice

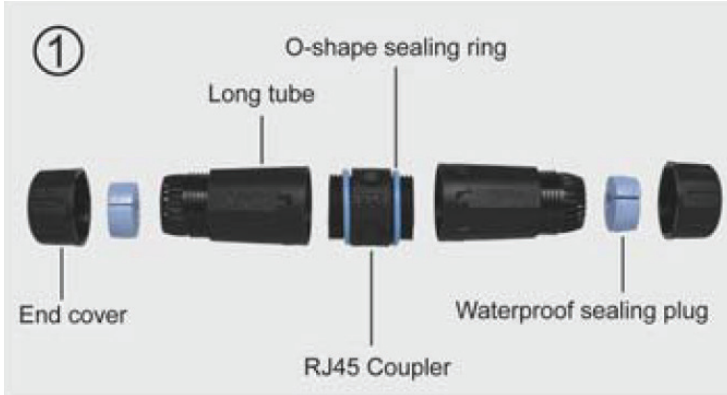
# Waterproof Connector

## Installation Instructions

CAT5E RJ45 Outdoor Waterproof – Shielded Coupler: 040-380/C5/OWP

CAT6 RJ45 Outdoor Waterproof – Shielded Coupler: 040-381/C6/OWP


CAT6A RJ45 Outdoor Waterproof – Shielded Coupler: 040-382/C6A/OWP




Accessories: 2 pcs End covers, 2 pcs Long tubes, 1 pc RJ45 Coupler, 2 pcs O-shape sealing rings, 2 pcs Waterproof sealing plugs



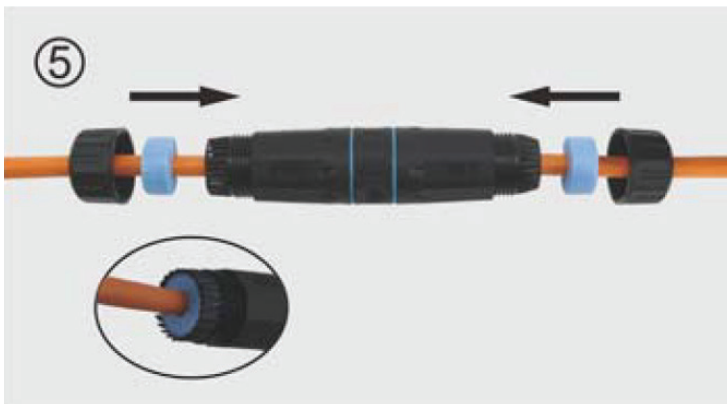
Pass the two cables through the end covers and the long tubes respectively.




Insert the patch cords into the both ends of the RJ45 coupler.



Screw the long tube tightly onto the RJ45 coupler as guided in the manual.



Lock the two waterproof plugs on the cable, then put them into the end of the long tube. Note: The plug is engraved with the word "waterproof" on one side outward.



Screw the end cover at both ends onto the long tube. Finally, to check whether the waterproof plug is closely matched with the cables.