

St. Mark's Noah's Park

October 11, 2020

Hey Friends,

How are you today?

This week I was visiting Dreamer when the postman dropped off a box that Dreamer had been waiting to receive.

Dreamer was so excited, because he received the packet of flowers he had ordered; but when he opened the packet, he thought the flower company had messed up. Instead of sending him beautiful flower they sent him a packet of little things. Can you guess what was in the packet?

I explained to Dreamer that the little things in the packet were actually seeds and that he would have to plant the seeds, water the seeds, fertilize them, and make sure that they receive the proper sunlight. Then he would need to watch them start to sprout and grow into a big, beautiful flowers.

Dreamer is now in the processes of taking care of his seed and helping them grow up into the beautiful flowers God created them to be.

This reminds me of how God wants each one of us to help our family members grow strong in Him. Everyone needs help to grow in God's likeness, and who is better to help someone than their family members?

This week we will learn about how one family helped one of their members. I hope you enjoy,

Ponder



St. Mark's Noah's Park

Campsite Capers Secret Message

It's time to play another fun game with your family so gather everyone together and let's get started.

Supplies: A toy figure to represent Baby Moses

Choose one person hide Baby Moses in the playing area, while everyone else is in another room. No Peeking!

After Moses is hidden in the "Nile River" ask the rest of the players to find baby Moses. Whoever finds Baby Moses will be the next hider. Continue until everyone has had a chance to hid Baby Moses.

Ready, set, Go!



Share and Prayer- Seeds of Care

Today we will learn about how families care for one another and help each other grow.

Just as farmers take care of their crops from a tiny seed to fully grown plant, our family members take care of each one of us and help us grow.

The best way to care for your family members is to pray for each one of them by name. But there are other ways we can help our family members. Discuss some of the ways you can help your sisters, brothers, Mom, Dad, Grandparents, cousins, aunts, and uncles.

Find the picture of the Sunflower and the packet of Sunflower seeds in your packet. Write the names of your family members on the Sunflower and then glue a Sunflower seed above the each name to remind you that we need to pray for our family members and help the "grow" in God each day.

When you have finished place your Sunflower beside your bed or in a place you will see it each day. Each time you see your Sunflower take a moment to ask God to help your family grow strong in God.



St. Mark's Noah's Park

Don't Forget to Keep your voices in tune for Monica

Moses Song

To the tune of "Rock-a-Bye Baby".

Rock-a-bye Moses in your small boat (Rock pretend baby – Cup hands like boat.)

Made by your mother so it would float. (Make wave motions with hands)

God planned you special, a baby dear.— (Point up)

Rocking and sleeping without any fear. (Rest head on hands.)

Rock-a-bye Moses in your small boat. (Rock baby)

Miriam watches you as you float. (Hands over your eyes)

God's loving care guides a princess your way. (Walk 2 fingers)

And Miriam runs to get mother today. (Run 2 fingers)

Moses is growing into a man. (Stand up tall)

He learned God wants us to help when we can. (Hold hands as though praying)

He saw sev'n sisters with sheep at the well. (Hold up 7 fingers)

And he gave them water, when others were cruel. (Pretend to draw water from a well)

Taking his sheep to the desert one day. (Say Baa)

Moses saw fire from a bush on the way. (Act surprised)

It burned and burned but did not burn away. (Shake head no)

Then God spoke to Moses, I'm with you always. (Point up)

Pharaoh, Pharaoh



St. Mark's Noah's Park

Baby Moses' Family Cares for Him

Exodus 1:6-2:10

This week Bible story is being told as a poem. After you have read the poem ask someone to read it leaving off the last word of every second line. See if you can add the missing word.

She finally decided to make him a little boat.

The baby could rest quietly while he was afloat.

But the boat would need watching and someone to care.

What if the boat floated off to who knows where?

So big sister said, "I'll gladly watch him.

If there is any trouble, I know how to swim."

So Miriam watched her brother from the shore.

She would quietly play and sing while she watched him some more.

But when Pharaoh's daughter went bathing in the Nile

She found the little baby and she started to smile.

The young princess knew it was a Hebrew son.

Quickly Miriam ran and did what needed to be done.

"Your Highness, my mom can take care of him for you.

She's a great mother, and she knows exactly what to do."

So the princess said, "Yes, please go and get her,

And raise him at your house; that is what I prefer."

That day he was named "Moses" by his royal spotter.

His name simply means, "I pulled him from the water."

When Pharaoh ruled, the Hebrew slaves grew and grew.

Pharaoh thought and he thought about what he should do.

He knew he didn't want the slaves to take over his land.

To stop more Israelites being born, he came up with a plan.

He would have the baby boys all thrown in the River Nile!

Where there was lots of water and crocodiles.

But who would carry out this terrible deed?

The baby nurses were who Pharaoh would need.

But the brave women nurses obeyed God, not the king.

He was angry to learn they wouldn't do this bad thing.

So Pharaoh called on his soldiers to stand and deliver—

They took every baby boy and put him in the river.

But one Hebrew couple had a plan and asked the Lord

To help them hide their baby boy from the soldiers' sword.

For three long months they tried to keep him from crying.

It was all they could do, for the soldiers were spying.

In all of that time, their son grew and grew,

Until his poor mother didn't know what to do.

St. Mark's Noah's Park

Second Time Through

When Pharaoh ruled, the Hebrew slaves grew and grew.

Pharaoh thought and he thought about what he should

He knew he didn't want the slaves to take over his land.

To stop more Israelites being born, he came up with a

He would have the baby boys all thrown in the River Nile!

Where there was lots of water and

But who would carry out this terrible deed?

The baby nurses were who Pharaoh would

But the brave women nurses obeyed God, not the king.

He was angry to learn they wouldn't do this bad

So Pharaoh called on his soldiers to stand and deliver—

They took every baby boy and put him in the

But one Hebrew couple had a plan and asked the Lord

To help them hide their baby boy from the soldiers'

For three long months they tried to keep him from crying.

It was all they could do, for the soldiers were

In all of that time, their son grew and grew,

Until his poor mother didn't know what to

She finally decided to make him a little boat.

The baby could rest quietly while he was

But the boat would need watching and someone to care.

What if the boat floated off to who knows

So big sister said, "I'll gladly watch him.

If there is any trouble, I know how to

So Miriam watched her brother from the shore.

She would quietly play and sing while she watched him some

But when Pharaoh's daughter went bathing in the Nile

She found the little baby and she started to

The young princess knew it was a Hebrew son.

Quickly Miriam ran and did what needed to be

"Your Highness, my mom can take care of him for you.

She's a great mother, and she knows exactly what to

So the princess said, "Yes, please go and get her,

And raise him at your house; that is what I

That day he was named "Moses" by his royal spotter.

His name simply means, "I pulled him from the

St. Mark's Noah's Park

This Week's Memory Verse-Hand Motions

After three months she made a basket and covered it with tar so that it would float. Then she put the baby in the basket and put the basket in the river in the tall grass

Exodus 2:3b (ERV)

This week you and your family can learn this week's memory verse by using hand motions, so have everyone in your family gather around and help you learn this week's memory verse.

Follow hand motions while repeating the words of this week's Bible Verse:

After three months: hold up three fingers

she made a basket: make the shape of a basket with your hands

and covered it with tar so that it would float.: place one hand on top of the other

Then she put the baby in the basket: act as though you are placing the baby in the basket

in the river in the tall grass: wiggle fingers in front of body

Snack Floating Snacks

Remember to ask your parents before you make this snack

1. Bobbing for Apples – Apple Bobbing

A large steel tub is filled with water and apples are added to the water.

Bobbing for Apples Game Prep

1. How many apples are needed? At a minimum, we recommend 12 as it is hard to grab those apples! Another method is to have 2 apples per guest and then keep a minimum number of apples in the tub and add apples as the kids pull them out.
2. Designate an area, outside is recommended, for placing your steel / plastic tub. Please know that water will splash out of the tub and the kids will be wet. If you play bobbing for apples inside then have towels around the tub to soak up the water.
3. Set up tub so it is secure and cannot tip over, the ground or a sturdy table is best. Fill the tub so that the water level is two – three inches from the top of the tub. Add apples to the tub.
4. Last poncho and towels. Have kids wear the poncho to keep their clothes dry and have the towels ready so they can wipe the water off their face.

How to Play Bobbing for Apples

1. Guests are informed that they must grab an apple out of the tub without using their hands, instead they must use their mouth to grab the apple and pull it out of the water.
2. Play until each child / person grabs an apple or play with a time limit of 20 or 30 seconds.

End of Game and Bobbing for Apples Winner – Several Options

1. All the guests take a turn and retrieve an apple. Activity – No Winner
2. If the tub is large enough, all the children start at the same time and the first child to grab an apple wins.
3. Each child takes a turn and you time how fast they get their apple. Fastest time wins. Stopwatch needed.

St. Mark's Noah's Park

BP1: Wrestling to Do Right

Cast: Ponder the Frog, Noah's Park Puppet 2

Props: A small plate with a brownie (or cookie) on it

NP Puppet 2 stares at the brownie, set on the far side of the stage. He moans and groans as Ponder enters. (Note: If you don't have a brownie available, have NP Puppet 2 pretend the brownie is located offstage.)

PONDER: *What's the matter, (Name of Puppet 2)? (Puppet 2 puts hands over eyes and moans again.) What is it, (Name of Puppet 2)? Are you in pain? Where does it hurt? (Ponder searches for an injury.)*

PUPPET 2: *Quick! Hold my hands.*

PONDER: *(Grabs Puppet 2's hands.) Does this help?*

PUPPET 2: *No, but at least I can't grab that brownie. (Points toward brownie.)*

PONDER: *Whose is it?*

PUPPET 2: *Mine. A friend gave me two of them. I ate one and want to save the second for my brother. But he won't be here for a few more minutes.*

PONDER: *How nice of you. God likes it when you care for others in your family.*

PUPPET 2: *I know, but that brownie smells*

St. Mark's Noah's Park

awfully good. (Puppet 2 pulls toward the brownie. Ponder moves with him.)

PONDER: ***Think how much your brother will like it.** (Ponder pulls Puppet 2 back toward the other side of the stage.)*

PUPPET 2: ***He'll like it, but so would I. It would taste so good right now.** (Puppet 2 pulls toward the brownie. Ponder moves with him.)*

PONDER: ***Get a grip on yourself! You can do this!** (Ponder pulls Puppet 2 back toward the other side of the stage.)*

PUPPET 2: ***I can do this. I can do this. I have to remember that I'm doing this for my brother.***

PONDER: ***You can show your brother you care by giving it to him. After all, God has given him to you as part of your family.***

PUPPET 2: ***And I want to give it to him. So hold me tight, Ponder.***

PONDER: *(Wrestles Puppet 2 toward the opposite side of the stage from the brownie.) **You're a great brother,** (Name of Puppet 2).*

PUPPET 2: *(Wrestling.) **And you're a good friend, Ponder.** (They wrestle offstage.) **I thank you! My brother thanks you!** (Puppet 2's voice fades.)*

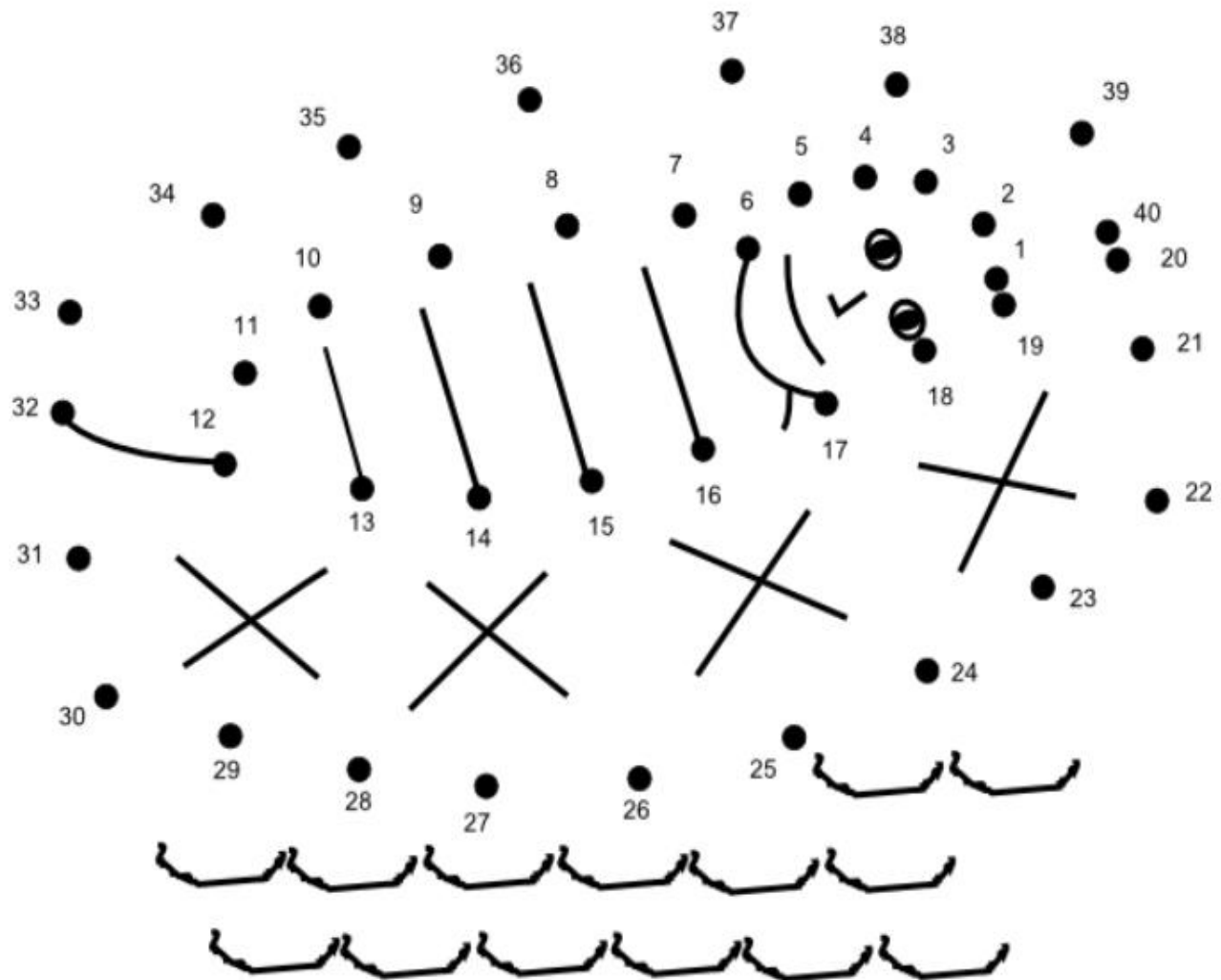
St. Mark's Noah's Park

Bible Puzzle

Baby Moses Dot-to-Dot

Moses' mother Jochebed protected him from the people who wanted to hurt him.

Connect the dots to see where she put him.




How does God protect you?

St. Mark's Noah's Park

Puzzle 1

Help the Princess find baby Moses.



God gave people to love and help baby Moses.
God gives people to love and help you, too.
Our Bible says, "God cares about you." (See 1 Peter 5:7.)

St. Mark's Noah's Park

A Princess Finds A Basket

B S E H S U R H H I J X A M B
V R P F E W O N S P B X M I S
L N O G A A T R G A K R R R D
Z D Y T R M A H S R N E A I I
S P E A H E I K Z V W T M A A
T T H B L E E L S C G H K M M
P P B I E T R Y Y E V G P T S
Z G T Z W H B B A Y V U K F E
R E V I R A C L K I Z A Y S S
S Y P U B D R O W N E D L N R
S S E C N I R P J S D F E S U
S I S T E R O S C F E D C D N
G R A L H E C N E F D S G T V
O G U V F O G J D I Q A O N N
B E X H M B E T H F Q K P M O

AMRAM
BROTHER
EGYPT
ISRAELITES
MIRIAM
PHARAOH
RUSHES

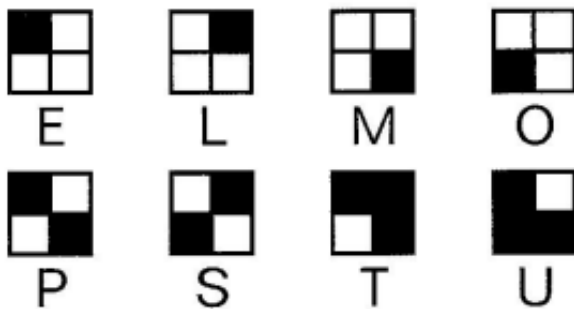
BABY
DAUGHTER
FAMILY
JOCHEBED
MOSES
PRINCESS
SISTER

BASKET
DROWNED
HIDDEN
MAIDS
NURSES
RIVER
SLAVES

GOD PROTECTS BABY MOSES

Exodus 2:1-10

One day, when the king's daughter went to the river, she saw a basket in the tall grass. In the basket was a baby boy. Because the Hebrew baby boys were in danger, she guessed that this baby was a Hebrew. She felt sorry for him and decided to take him home and care for him. She gave him a very special name.



Use the code to find his name.



Use the code again to find out what his name means.



St. Mark's Noah's Park

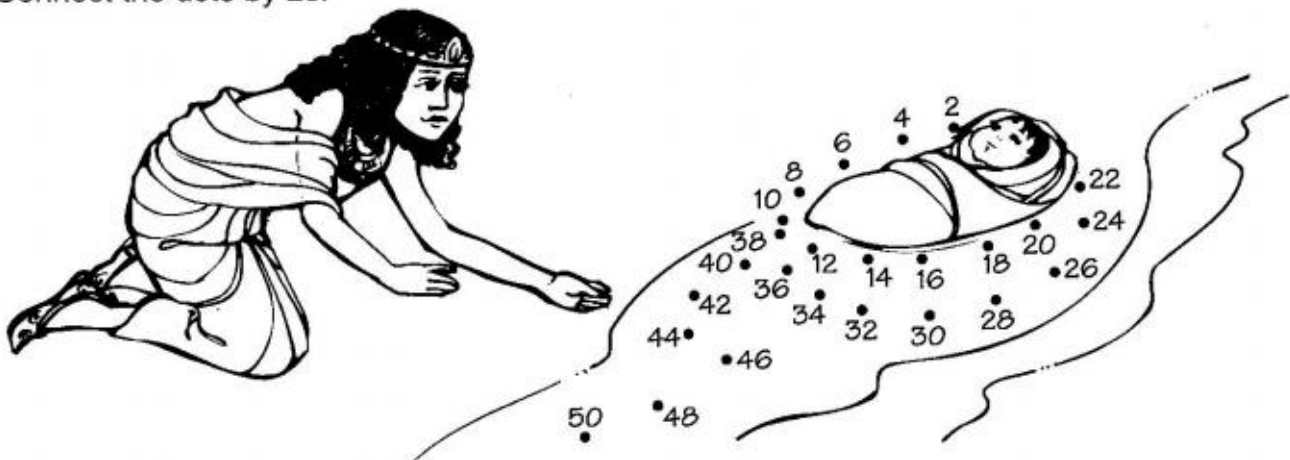
Exodus 2:1-10

The Israelites grew in number in Egypt. A new king came into power. He made the Israelites his slaves. He made them work very hard. He ordered that all the Israelite baby boys be killed. But one mother had a fine baby boy. What happened to this special baby?

To find out, choose the correct word for each sentence below and write it in the blank.

1. The mother _____ her baby for three months. (hid, tickled)
2. Then she couldn't hide him any longer. She painted tar on a _____ to make it waterproof. (pot, basket)
3. She put her baby in the basket and placed it in the _____. (ocean, river)
4. The baby's _____ hid to watch. (sister, brother)
5. An Egyptian _____ came to the river. (princess, cow)
6. She told a servant girl to get the basket. The princess opened it and saw a _____. (horse, baby)
7. The princess told the baby's sister to find a nurse for the baby. The sister took him to his own _____. (cat, mother)
8. When the baby was old enough, he went to live with the princess. She named him _____. (Moses, Abraham)

Connect the dots by 2s.



God took care of baby Moses. He has promised to take care of you, too. Will you remember that when you are afraid?

St. Mark's Noah's Park

Cozy Cave Crafts- Baby Moses in His Basket

BASKET PATTERN

Supplies

Scissors

Crayons

Tape or Glue

Directions

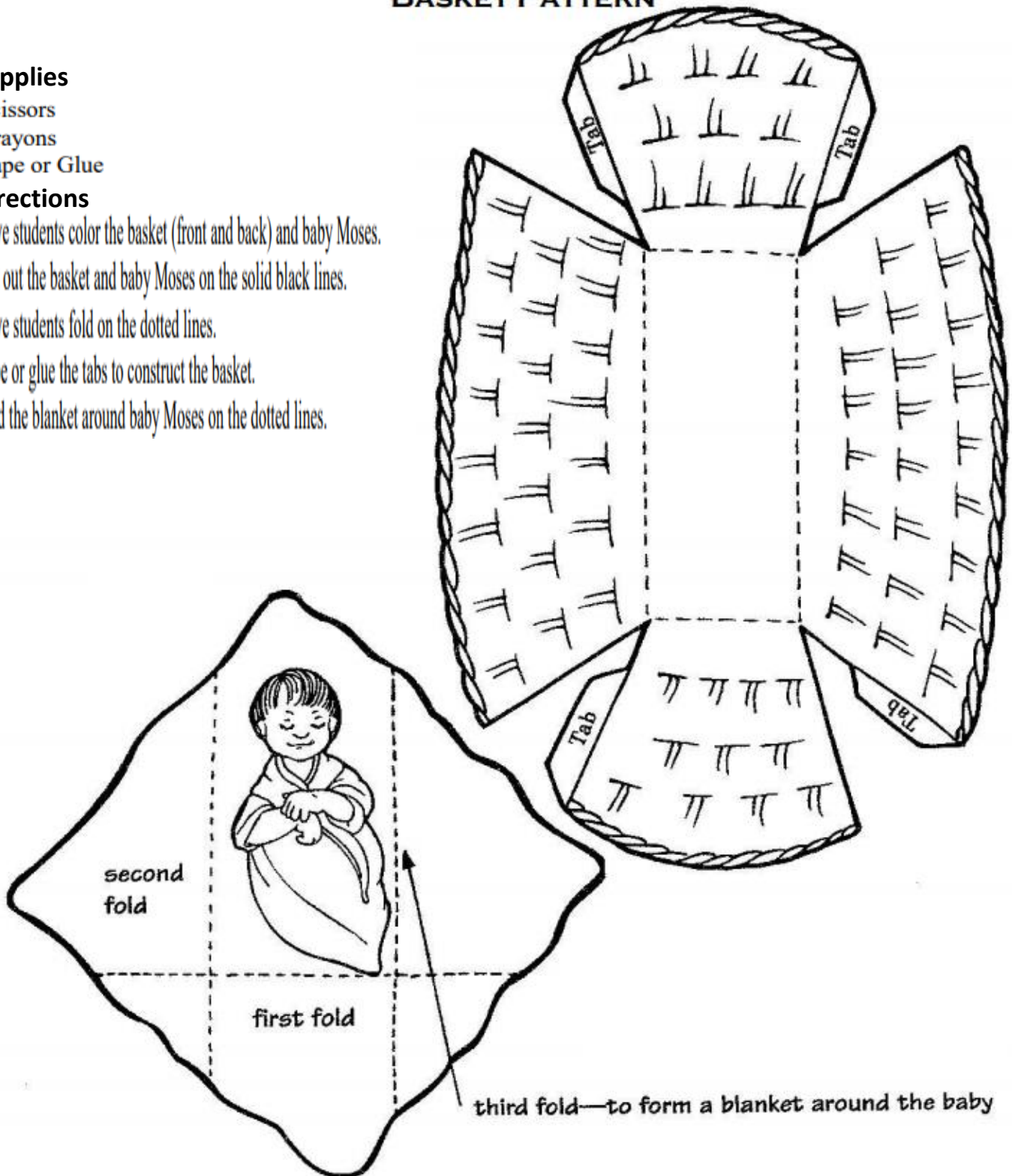
Have students color the basket (front and back) and baby Moses.

Cut out the basket and baby Moses on the solid black lines.

Have students fold on the dotted lines.

Tape or glue the tabs to construct the basket.

Fold the blanket around baby Moses on the dotted lines.



St. Mark's Noah's Park

Cozy Cave Crafts- Bandage Holder

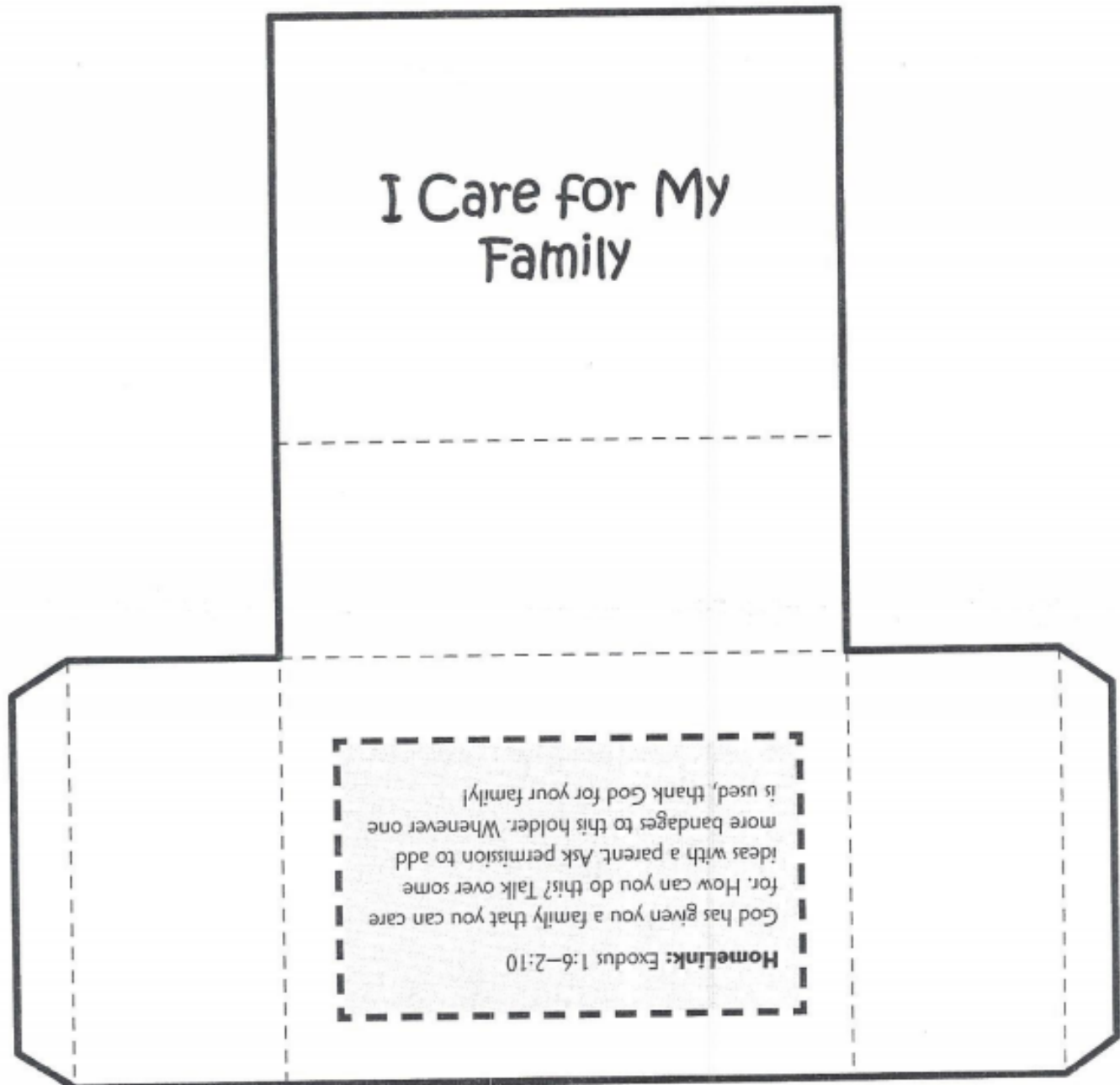
Supplies: Copies of the Bandage Holder and HomeLink
• Self-adhesive bandages (one for each child) • Crayons or markers • Scissors • Tape or glue

Preparation: Make a copy of the Bandage Holder for each child on cardstock or white construction paper.

Directions: Give each child a copy of the Bandage Holder to color. Let the kids cut out their holder on the

solid lines. Help the kids fold their holder on the dotted lines and glue or tape the tabs. Give each child a self-adhesive bandage to put in it.

Read the title, I Care for My Family, and HomeLink to the children. Ask the kids where they could put their Bandage Holder at home as a reminder that God wants them to care for their families.



St. Mark's Noah's Park

Share And Prayer-Seeds of Care

