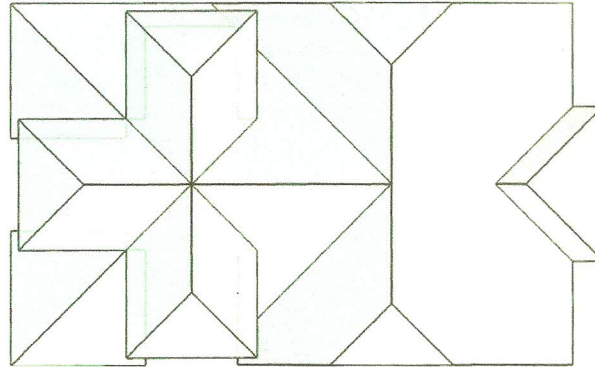


1739 22nd St, Florence, OR 97439-9518



In this 3D model, facets appear as semi-transparent to reveal overhangs.

**Report Details**

Report:9740033  
Claim Info: Oceanside Vet Clinic

**Roof Details**

Total Roof Area =4,472 sq ft  
Total Roof Facets =22  
Predominant Pitch =8/12  
Number of Stories >1  
Total Ridges/Hips =311 ft  
Total Valleys =153 ft  
Total Rakes =80 ft  
Total Eaves =301 ft

**Report Contents**

|                                      |   |
|--------------------------------------|---|
| Images.....                          | 1 |
| Length Diagram.....                  | 4 |
| Pitch Diagram.....                   | 5 |
| Area Diagram.....                    | 6 |
| Notes Diagram.....                   | 7 |
| Report Summary.....                  | 8 |
| Additional Property Information..... | 9 |

Contact: Joe Sardotz  
Company: Oregon Roof Consulting and Inspection  
Address: 11222 SE Stanley Ave  
Milwaukie OR 97222  
Phone: 503-654-4612

Measurements provided by [www.eagleview.com](http://www.eagleview.com)



**Certified Accurate**

[www.eagleview.com/Guarantee.aspx](http://www.eagleview.com/Guarantee.aspx)

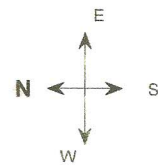
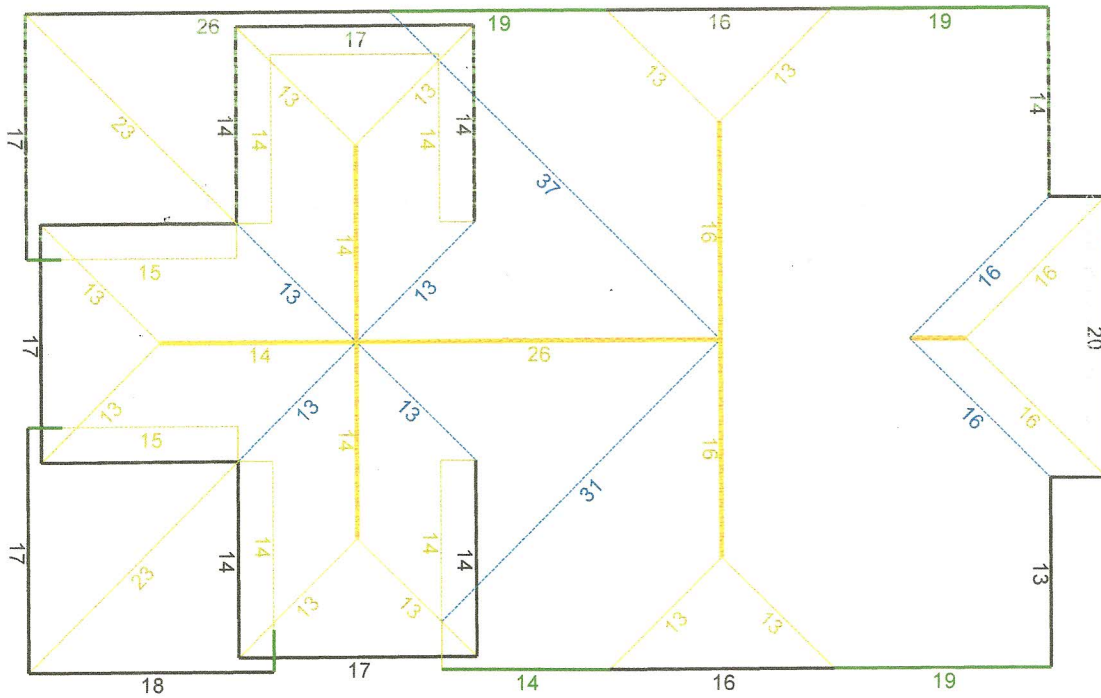
This document is provided under License by EagleView Technologies to the requestor for their Internal Use Only subject to the terms and conditions previously agreed to by the requestor when they registered for use of EagleView Technologies Services.  
It remains the property of EagleView Technologies and may be reproduced and distributed only within the requestor's company. Any reproduction or distribution to anyone outside of the requestor's company without EagleView's prior written permission is strictly prohibited. All aspects and handling of this report are subject to the Terms and Conditions previously agreed to by the requestor.

# Length Diagram

Total Line Lengths:  
**Ridges = 103 ft**  
**Hips = 208 ft**

**Valleys = 153 ft**  
**Rakes = 80 ft**  
**Eaves = 301 ft**

**Flashing = 31 ft**  
**Step flashing = 87 ft**  
**Parapets = 0 ft**



**Note:** This diagram contains segment lengths (rounded to the nearest whole number) over 5 feet. In some cases, segment labels have been removed for readability. Plus signs preface some numbers to avoid confusion when rotated (e.g. +6 and +9).



Report: 9740033

This document is provided under License by EagleView Technologies to the requestor for their Internal Use Only subject to the terms and conditions previously agreed to by the requestor when they registered for use of EagleView Technologies Services. It remains the property of EagleView Technologies and may be reproduced and distributed only within the requestor's company. Any reproduction or distribution to anyone outside of the requestor's company without EagleView's prior written permission is strictly prohibited. All aspects and handling of this report are subject to the Terms and Conditions previously agreed to by the requestor.

